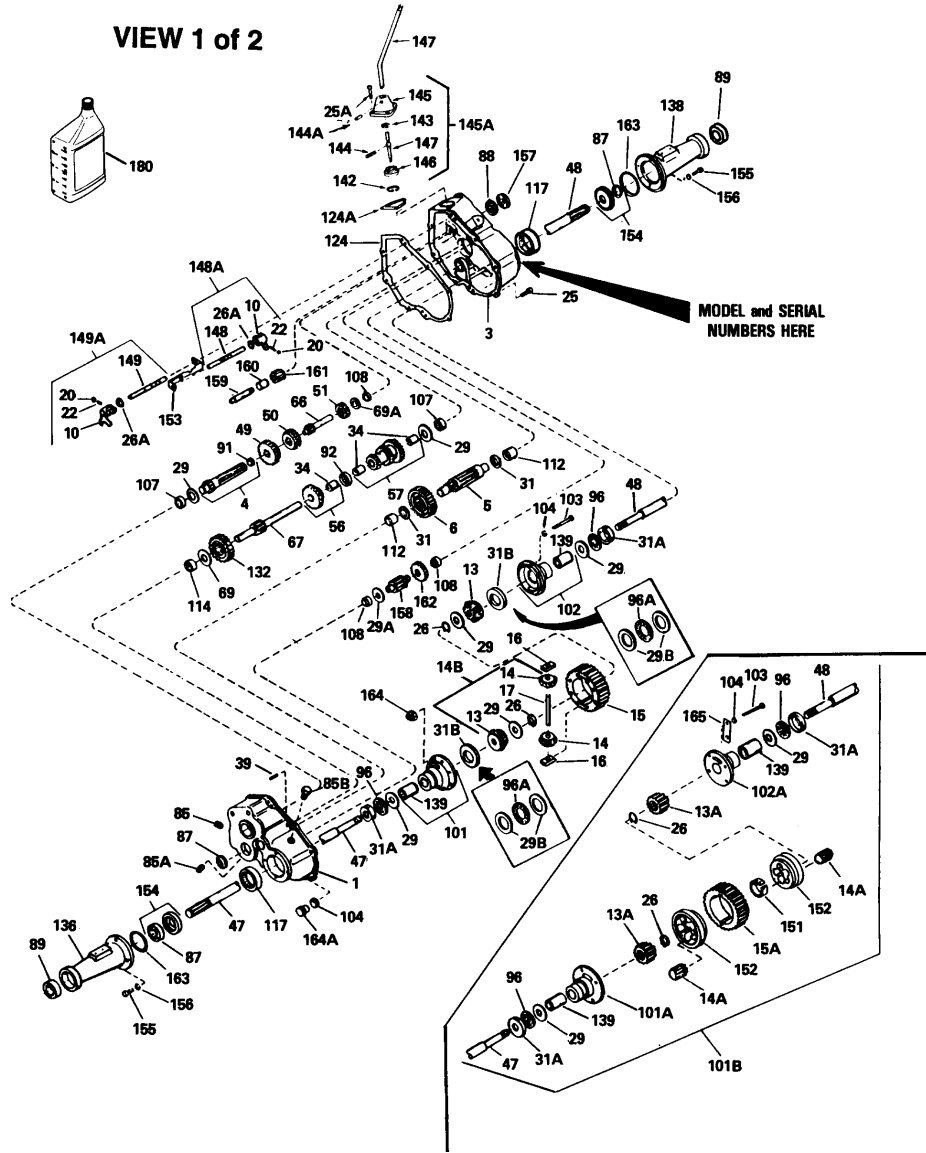


p2300.2\_pg1 2300-2348A / Transaxle pg 1

ILLUSTRATION SHOWS TYPICAL PARTS ONLY. ORDER BY PART NUMBER. PARTS NOT LISTED ARE SUPPLIED BY OEM.

VIEW 1 of 2





























## Part List

p2300.2\_pg1 2300-2348A / Transaxle pg 1

REF #	ITEM #	DESCRIPTION	QTY	REMARK
1	772016A	Cover		Incl. 85A, 107, 108, 112, 114 & 117
3	770012	Case (Incl. 107, 108, 112 & 117)		
4	776189A	Pinion Shaft & Bearing (Incl. 91)		
5	776028	Output Pinion		
6	778036	Output Gear		
10	784004	Shifter Fork		
13	778231	Bevel Gear		
14	778197	Bevel Pinion		
14B	778252	Gear Kit (Incl. 13 & 14)		
15	778033A	Ring Gear		
16	786027	Drive Block		
17	786019	Drive Pin		
20	792004	Steel Ball		
22	792003	Spring		
25	792007	Screw, 1/4-20 x 3/4"		
25A	792007	Screw, 1/4-20 x 3/4"		Use as required
25A	792031	Screw, 1/4-20 x 1" (Use as required)		
26	792018	Snap Ring		
26A	792017	Snap Ring		
29	780042	Thrust Washer		
29A	780001	Thrust Washer		
29B	780042	Thrust Washer		NOTE: Single washer 780107 No. 31B can be used interchangeably in place of two No. 29B washers 780042 and one No. 96A thrust bearing 780039 in this location only.
31	780052	Thrust Washer		
31A	780075	Thrust Race		
31B	780107	Washer		
34	780053	Bushing		
39	786026	Dowel Pin		
49	778020	Shifting Gear (1st, 2nd & Rev.)		
50	778019A	Shifting Gear (3rd & 4th)		
51	778024A	Input Shaft Spur Gear		
56	778034	Gear Cluster (Incl. 34)		
57	778035A	Gear Cluster (Incl. 34)		
66	776067	Input Shaft		
67	776029A	Brake Shaft & Gear		
69	780007	Thrust Washer		
69A	780051	Thrust Washer		
85	792019	Magnetic Drain Plug		
85A	792010	Pipe Plug, 3/8" sq. hd.		
87	788008	Oil Seal		
88	780024	Ball Bearing		
89	780050	Ball Bearing		
91	780018	Needle Bearing		
92	786024	Spacer		
96	780039	Thrust Bearing		
96A	780039	Thrust Bearing		NOTE: Single washer 780107 No. 31B can be used interchangeably in place of two No. 29B washers 780042 and one No. 96A thrust bearing 780039 in this location only.
101	774071A	Differential Carrier (Incl. 139)		
102	774072A	Differential Carrier (Incl. 139)		
103	792005	Screw, 1/4-20 x 2-1/2"		
104	792006	Lockwasher, 1/4"		
107	780049	Needle Bearing (Capped)		
108	780140	Needle Bearing		
112	780047	Needle Bearing (Capped)		
114	780046	Needle Bearing		
117	780048	Needle Bearing		
124	788023	Case-to-Cover Gasket		
124A	788022A	Shift Lever Housing Gasket		
132	778037	Idler Gear		
136	782019	L.H. Axle Housing (7.682" long)		
138	782019	R.H. Axle Housing (7.682" long)		
139	780041	Bushing		
142	792016	Snap Ring		
143	792001	"O" Ring		
144	792049	Drive Pin		
145	784093	Shift Lever Housing		
145A	784052A	Shift Lever Housing Kit		Incl. 145 & 146
146	784094	Shift Lever Keeper		
147	784288	Shift Lever		
148	784055	Shifter Rod (3rd & 4th)		
148A	784054	Shift Rod		Incl. 10, 20, 22, 26A & 14 8

149	784057	Shifter Rod (low)	
149A	784056	Shift Rod	(Incl. 10, 20, 22, 26A & 14 9) NOTE: The following spring is obsolete and no longer required asa replacement number.
153	784074	Shifter Stop	
154	788021	Oil Seal & Retainer (Incl. 87)	
155	792028	Screw, 5/16-18 x 7/8"	Use as require d
155	792037	Screw, 5/16-18 x 1" (Use as required)	
155	792048	Screw, 3/8-16 x 1" (Use as required)	
157	788025	Oil Seal	
158	776031	Shaft & Pinion	
159	776030	Reverse Idler Shaft	
160	786025	Reverse Idler Spacer	
161	778016	Reverse Idler	
162	778038	Spur Gear (22 teeth)	
163	788024	Square Cut Seal	
180	730229A	Gear Oil SAE 80W90	

p2300.2\_pg2 2300-2348A / Transaxle pg 2

<b>47</b> 	<b>47J</b> 	<b>48</b> 	<b>48J</b> 
<b>47A</b> 	<b>47K</b> 	<b>48A</b> 	<b>48K</b> 
<b>47B</b> 	<b>47L</b> 	<b>48B</b> 	<b>48L</b> 
<b>47C</b> 	<b>VIEW 2 of 2</b>	<b>48C</b> 	
<b>47D</b> 		<b>48D</b> 	
<b>47E</b> 		<b>48E</b> 	
<b>47F</b> 		<b>48F</b> 	
<b>47G</b> 		<b>48G</b> 	
<b>47H</b> 		<b>48H</b> 	
<b>47I</b> 		<b>48I</b> 	

## Part List

p2300.2\_pg2 2300-2348A / Transaxle pg 2

---

REF #	ITEM #	DESCRIPTION	QTY	REMARK
47G	774402	Axle (13-35/64" long)		
48G	774402	Axle (13-35/64" long)		
85	792019	Magnetic Drain Plug		